A large, detailed 3D printed part made of metal, showing a complex, multi-layered structure with a central circular opening and a star-like pattern on the right side. The surface has a fine, textured appearance.

EOS Case- Hardening Steel 20MnCr5

Good Wear Resistance Due to High Surface Hardness

EOS CaseHardeningSteel 20MnCr5

Case hardening steel with good hardenability reaching good wear resistance due to high surface hardness after heat treatment.

Main Characteristics:

- Good wear resistance
- Excellent surface hardness after carburizing
- Material according to EN-10084 alloy number 1.7147
- Carburizable to achieve surface hardness of 60 HRC

Typical Applications:

- Automotive and general engineering applications
- Gears and powertrain components

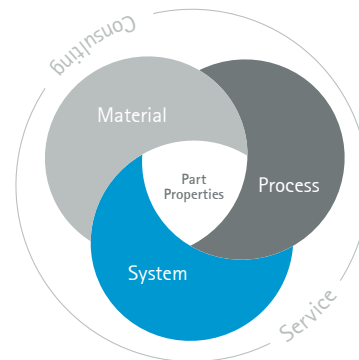
The EOS Quality Triangle

EOS uses an approach that is unique in the AM industry, taking each of the three central technical elements of the production process into account: the system, the material and the process. The data resulting from each combination is assigned a Technology Readiness Level (TRL) which makes the expected performance and production capability of the solution transparent.

EOS incorporates these TRLs into the following two categories:

- Premium products (TRL 7-9): offer highly validated data, proven capability and reproducible part properties.
- Core products (TRL 3 and 5): enable early customer access to newest technology still under development and are therefore less mature with less data.

All of the data stated in this material data sheet is produced according to EOS Quality Management System and international standards.



Powder Properties

EOS CaseHardeningSteel 20MnCr5 powder material is in accordance with EN-10084 alloy number 1.7147.

Powder chemical composition (wt.-%)

Element	Min.	Max.
Fe	Balance	
Mn	1.10	1.40
Cr	1.00	1.30
C	0.17	0.22
Si	-	0.40
S	-	0.035

Powder particle size

Generic particle size distribution	15-55 μm
------------------------------------	---------------------

Heat Treatment

Step 1 Hardening:

840 - 870 °C, hold time 30 min when thoroughly heated, water or oil quenching

Step 2 Tempering:

160 - 200 °C, hold time 2 h when thoroughly heated, air cooling

Optional softening:

Step 1: Hardening
Step 2: Tempering

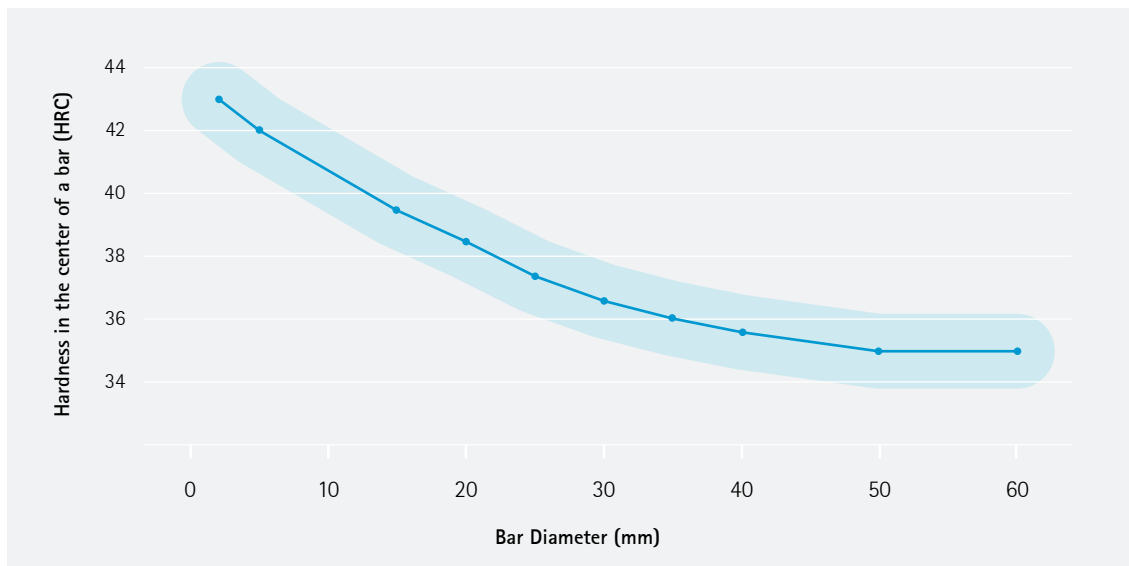
Optional softening treatment:

Normalizing 870 °C, hold time 1 h when thoroughly heated, air cooling

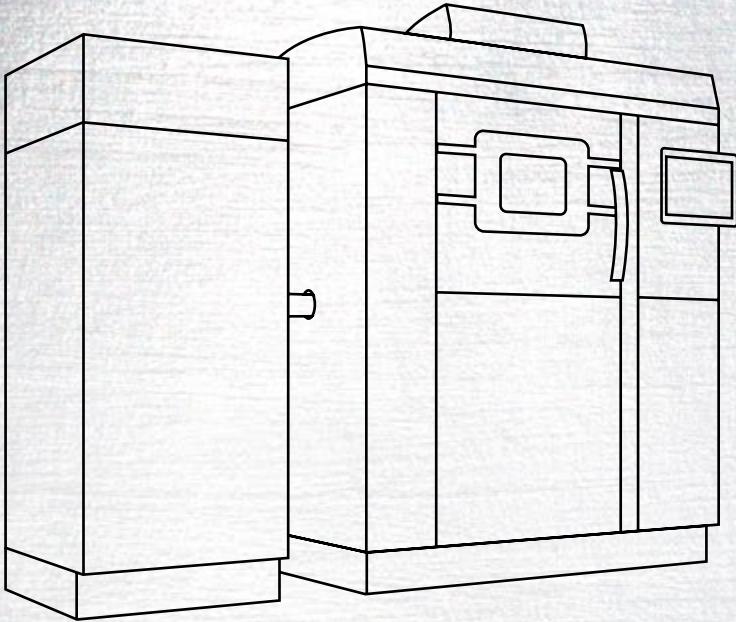
Optional carburizing in carbon rich atmosphere:

Carburizing treatment 860-900 °C, cooling in air. Hardening and tempering to be performed after carburizing.

Hardness



Hardness in the center of a bar as a function of its diameter



EOS CaseHardeningSteel 20MnCr5 for EOS M 290 | 40/80 μm

Process Information

Physical Part Properties

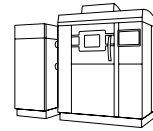
Additional Data

EOS CaseHardeningSteel 20MnCr5 for EOS M 290 | 40/80 µm Process Information

System set-up		EOS M 290
EOSPAR name	20MnCr5_040_080_CoreM291_100	
Software requirements	EOSPRINT 2.13 or newer EOSYSTEM 2.17 or newer	
Powder part no.	9030-0004	
Recoater blade	EOS ceramic blade	
Nozzle	EOS grid nozzle	
Inert gas	Nitrogen	
Sieve	75 µm	

Additional information	
Layer thickness	40µm, 80 µm & 40/80 µm Skin
Volume rate	4.1 mm ³ /s (40 µm), 7.9 mm ³ /s (80 µm), 4.1 - 7.9 mm ³ /s (40/80 µm Skin)

Chemical and Physical Properties of Parts¹



Micrograph of polished surface

Defects	Result
Typical defect percentage	40 μm <0.1 %* & 80 μm <0.2 %*

* Defect % varies with platform position.

Typical part properties heat treated ISO 6892-1

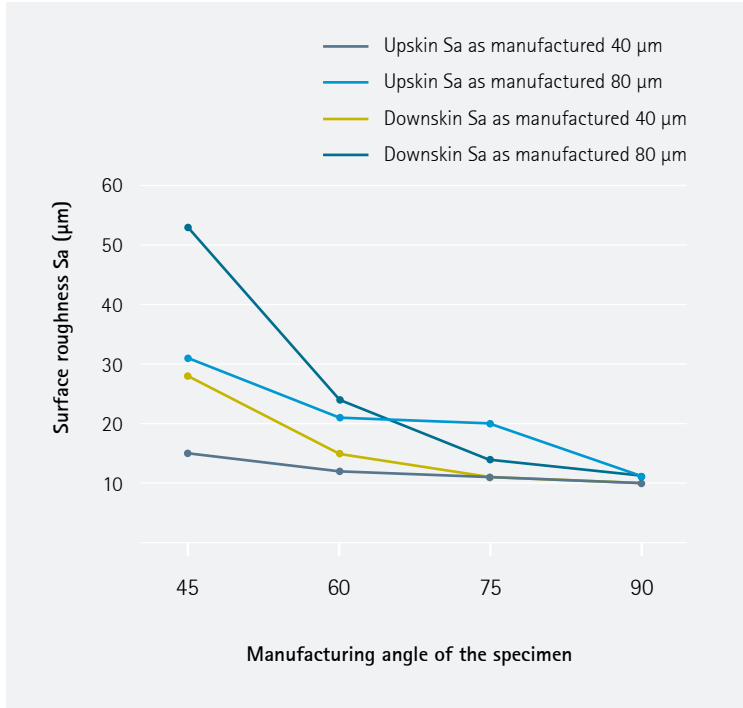
	Yield strength $R_{p0.2}$ [MPa]	Tensile strength R_m [MPa]	Elongation at break A [%]
40 μm horizontal	1320	1510	9
80 μm horizontal	1270	1490	9
40 μm vertical	1310	1510	9
80 μm vertical	1280	1490	9

Hardness as manufactured ISO 148-1

Layer thickness	40 μm	80 μm
Charpy-C [J], room temperature	30	30

Additional Data¹

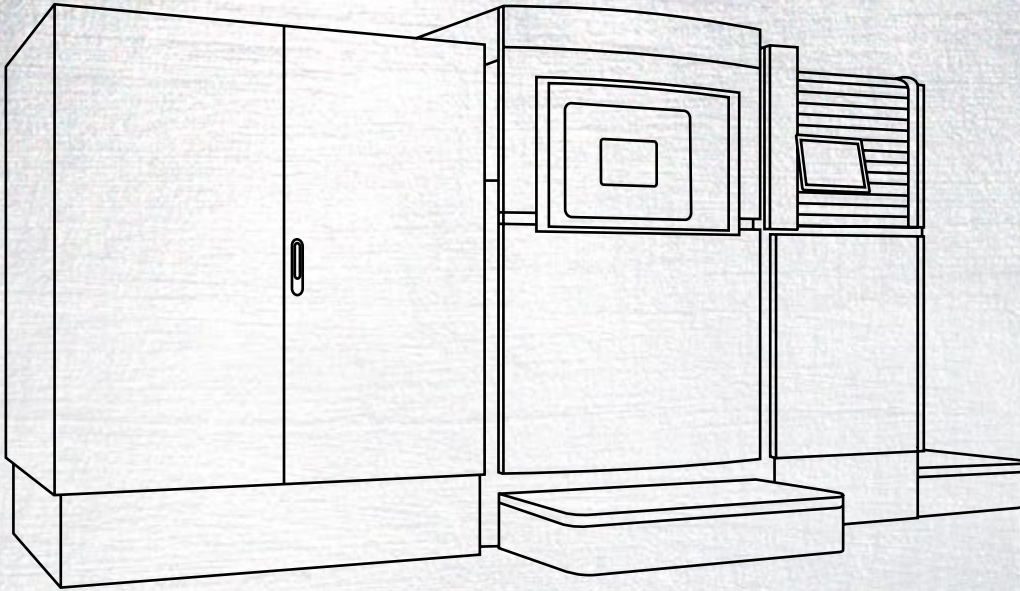
Surface Roughness



*Etched microstructure image.
Heat treated state.*

Coefficient of Thermal Expansion ASTM E228

Temperature	25-100 °C	25-200 °C	25-300 °C	25-400 °C
CTE	12.8 *10 ⁻⁶ /K	13.7*10 ⁻⁶ /K	15.1*10 ⁻⁶ /K	15.1*10 ⁻⁶ /K



EOS CaseHardeningSteel 20MnCr5 for EOS M 400-4 | 40/80 μm

Process Information Physical

Part Properties

Additional Data

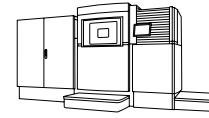
EOS CaseHardeningSteel 20MnCr5 for EOS M 400-4 | 40/80 µm Process Information

System set-up		EOS M 400-4
EOSPAR name		20MnCr5_040_080_CoreM404_100
Software requirements		EOSPRINT 2.13 or newer EOSYSTEM 2.17 or newer
Powder part no.		9030-0004
Recoater blade		EOS ceramic blade
Inert gas		Nitrogen
Sieve		75 µm

Additional information

Layer thickness		40µm, 80 µm Et 40/80µm Skin
Volume rate		4.1 mm ³ /s (40 µm), 7.9 mm ³ /s (80 µm), 4.1 - 7.9 mm ³ /s (40/80 µm Skin)

Chemical and Physical Properties of Parts¹



Micrograph of polished surface

Defects	Result
Typical defect percentage	40 μm <0.1 %* & 80 μm <0.2 %*

* Defect % varies with platform position.

Typical part properties heat treated ISO 6892-1

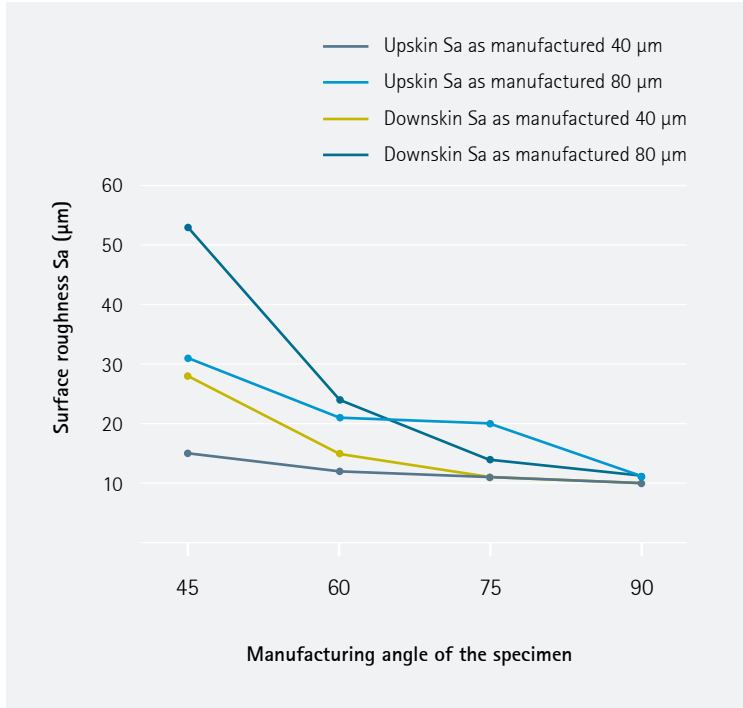
	Yield strength $R_{p0.2}$ [MPa]	Tensile strength R_m [MPa]	Elongation at break A [%]
40 μm horizontal	1300	1500	8
80 μm horizontal	1270	1490	8
40 μm vertical	1310	1510	8
80 μm vertical	1270	1490	8

Hardness as manufactured ISO 148-1

Layer thickness	40 μm	80 μm
Charpy-C [J], room temperature	30	30

Additional Data¹

Surface Roughness



*Etched microstructure image.
Heat treated state.*

Coefficient of Thermal Expansion ASTM E228

Temperature	25-100 °C	25-200 °C	25-300 °C	25-400 °C
CTE	12.8 *10 ⁻⁶ /K	13.7*10 ⁻⁶ /K	15.1*10 ⁻⁶ /K	15.1*10 ⁻⁶ /K

Headquarters

EOS GmbH
Electro Optical Systems
Robert-Stirling-Ring 1
D-82152 Krailling/Munich
Germany
Phone +49 89 893 36-0
info@eos.info

www.eos.info

in EOS

✂ EOS3Dprinting

▶ EOS3Dprinting

#responsiblemanufacturing

#futureisadditive

Further Offices

EOS France
Phone +33 437 497 676

EOS Greater China
Phone +86 21 602 307 00

EOS India
Phone +91 443 964 8000

EOS Italy
Phone +39 023 340 1659

EOS Japan
Phone +81 45 670 0250

EOS Korea
Phone +82 2 6330 5800

EOS Nordic & Baltic
Phone +46 31 760 4640

EOS of North America
Phone +1 877 388 7916

EOS Singapore
Phone +65 6430 0463

EOS UK
Phone +44 1926 675 110

¹ Part properties are provided for information purposes only and EOS makes no representation or warranty, and disclaims any liability, with respect to actual part properties achieved. Part properties are dependent on a variety of influencing factors and therefore, actual part properties achieved by the user may deviate from the information stated herein.

This document does not on its own represent a sufficient basis for any part design, neither does it provide any agreement or guarantee about the specific properties of a material or part or the suitability of a material or a part for a specific application.

The achievement of certain part properties as well as the assessment of the suitability of this material for a specific purpose is the sole responsibility of the user.

Status 08/2024

EOS is certified according to ISO 9001. EOS®, DMLS®, EOSYSTEM® and EOSPRINT® are registered trademarks of EOS GmbH Electro Optical Systems in some countries. For more information visit www.eos.info/trademarks.

Cover: This image shows a possible application.

